

## To Parents/Guardians/Students

As we have completed our first two weeks of Quad 3, parents/guardians and students will be able to access student progress as of February 12.

Student progress will be shared by each teacher through Edsby. Progress indicators will be used to indicate how well a student has been progressing through the first couple of weeks of the quadmester. The definition of each indicator is as follows:

**(V) Progressing Very Well:** The student consistently demonstrates significant progress in their learning of the curriculum expectations and is likely to achieve the learning goals of the course.

**(W) Progressing Well:** The student is demonstrating sufficient progress in their learning of the curriculum expectations and is likely to achieve the learning goals of the course.

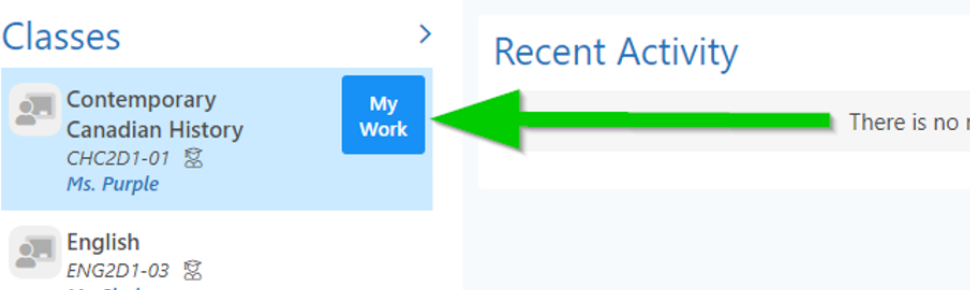
**(D) Progressing with Difficulty:** The student is demonstrating limited progress learning the curriculum expectations. Since the student is experiencing difficulty, he/she needs further strategies to achieve the learning goals of the course.

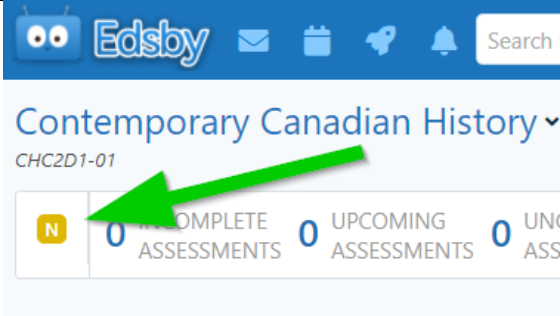
**(N) Not Enough Information:** NEI is used when a student has participated in too few classes for the teacher to gather information about the progress toward the learning goals of the course.

To access the progress report:

### Students

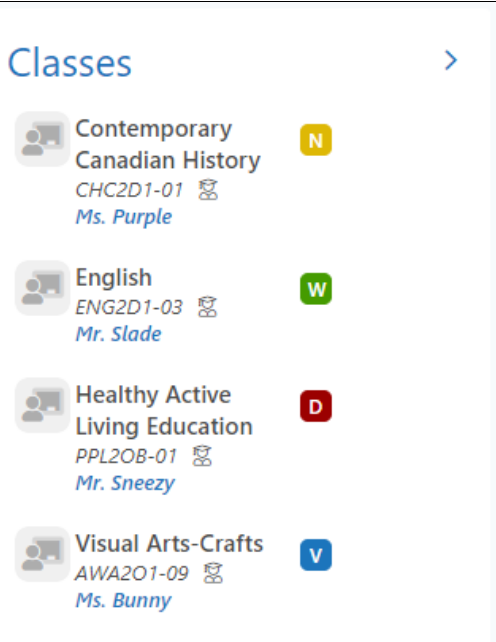
To view the subjective performance indicator

<p>1. From the Edsby home page select the <b>My Work</b> option beside the class</p>	 <p>The screenshot shows the Edsby interface. On the left, under the heading 'Classes', there are two class cards. The first card is for 'Contemporary Canadian History' (CHC2D1-01) by Ms. Purple. A blue box highlights the 'My Work' button on this card. A green arrow points from this button to the 'Recent Activity' section on the right. The 'Recent Activity' section shows 'There is no r'.</p>
--	--

<p>2. The indicator letter is shown here</p>	 <p>The screenshot shows the Edsby interface for a student's class. At the top, there is a blue header with the Edsby logo and navigation icons. Below the header, the class name 'Contemporary Canadian History' is displayed with a dropdown arrow. Underneath, the course code 'CHC2D1-01' is shown. A summary bar contains three metrics: '0 COMPLETE ASSESSMENTS', '0 UPCOMING ASSESSMENTS', and '0 UNK ASS'. A yellow square with the letter 'N' is positioned to the left of the 'COMPLETE ASSESSMENTS' metric. A green arrow points from the right towards the 'N'.</p>
--	---

**Parents**

To view the subjective performance indicator

<p>1. The indicator can be seen from the Edsby home page beside the student's class</p>	 <p>The screenshot shows the 'Classes' page in Edsby. It features a list of four classes, each with a performance indicator in a colored square:     <ul style="list-style-type: none"> <li>Contemporary Canadian History (CHC2D1-01) by Ms. Purple with a yellow 'N' indicator.</li> <li>English (ENG2D1-03) by Mr. Slade with a green 'W' indicator.</li> <li>Healthy Active Living Education (PPL2OB-01) by Mr. Sneezy with a red 'D' indicator.</li> <li>Visual Arts-Crafts (AWA2O1-09) by Ms. Bunny with a blue 'V' indicator.</li> </ul> </p>
---	--

If you have any questions, please do not hesitate to contact your child's teacher(s) by phone or through an Edsby message.