

To Parents/Guardians/Students

As we are moving along in our Quadmester 2 (period 1 and 2 of a student's timetable), parents/guardians and students will be updated on student progress according to the following schedule:

Period 1 and 2 classes - December 1st

Student progress will be shared by each teacher through Edsby. Progress indicators will be used to indicate how well a student has been progressing through the first few weeks of the semester. The definition of each indicator is as follows:

**(V) Progressing Very Well:** The student consistently demonstrates significant progress in their learning of the curriculum expectations and is likely to achieve the learning goals of the course.

**(W) Progressing Well:** The student is demonstrating sufficient progress in their learning of the curriculum expectations and is likely to achieve the learning goals of the course.

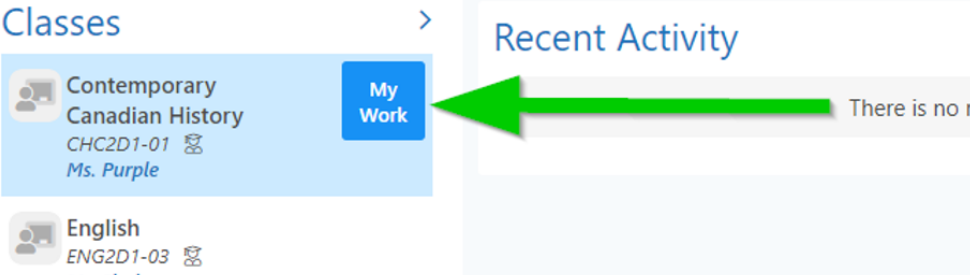
**(D) Progressing with Difficulty:** The student is demonstrating limited progress learning the curriculum expectations. Since the student is experiencing difficulty, he/she needs further strategies to achieve the learning goals of the course.

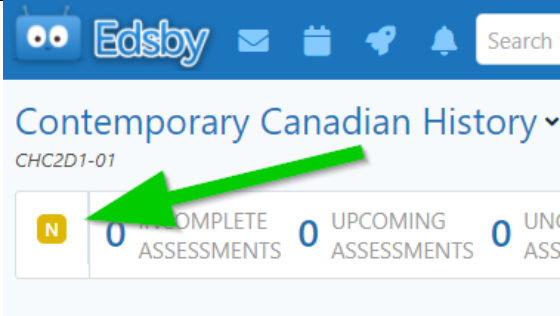
**(N) Not Enough Information:** NEI is used when a student has participated in too few classes for the teacher to gather information about the progress toward the learning goals of the course.

To access the progress report:

### **Students**

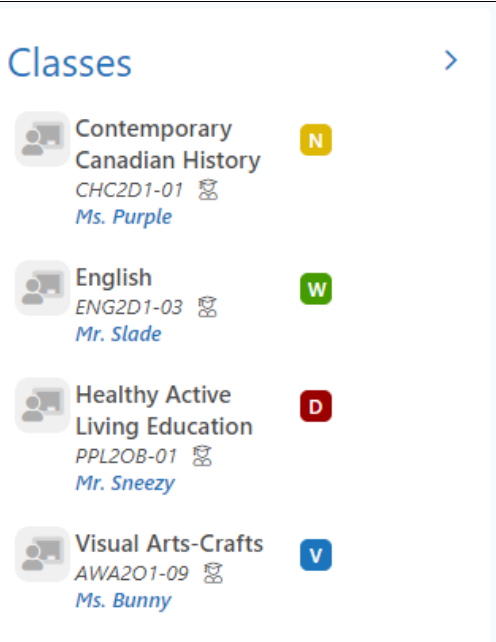
To view the subjective performance indicator

<p>1. From the Edsby home page select the <b>My Work</b> option beside the class</p>	
--	--

<p>2. The indicator letter is shown here</p>	 <p>The screenshot shows the Edsby interface for a student's class. At the top, there's a blue header with the Edsby logo and navigation icons. Below that, the class name 'Contemporary Canadian History' is displayed with a dropdown arrow. Underneath, the course code 'CHC2D1-01' is shown. A summary bar contains three metrics: '0 COMPLETE ASSESSMENTS', '0 UPCOMING ASSESSMENTS', and '0 UNK ASS'. A yellow square with a white 'N' is positioned to the left of the 'COMPLETE ASSESSMENTS' metric. A green arrow points from the right towards the 'N'.</p>
--	---

**Parents**

To view the subjective performance indicator

<p>1. The indicator can be seen from the Edsby home page beside the student's class</p>	 <p>The screenshot shows the 'Classes' page in Edsby. It features a list of four classes, each with a performance indicator in a colored square:     <ul style="list-style-type: none"> <li>Contemporary Canadian History (CHC2D1-01) by Ms. Purple with a yellow 'N' indicator.</li> <li>English (ENG2D1-03) by Mr. Slade with a green 'W' indicator.</li> <li>Healthy Active Living Education (PPL2OB-01) by Mr. Sneezy with a red 'D' indicator.</li> <li>Visual Arts-Crafts (AWA2O1-09) by Ms. Bunny with a blue 'V' indicator.</li> </ul> </p>
---	--

If you have any questions regarding your child's progress, please do not hesitate to contact your child's teacher(s) by phone or through an Edsby message.